

## Vision

Datacentrix strives to be the partner of choice for complete ICT solutions and services to corporates and public sector organisations in South Africa.

## Content

2	Financial Overview
3	Integrated Business Model and Overview
9	Five-year Review
10	Board of Directors and Executive Management
12	Chairman's Report
14	Chief Executive Officer's Report
17	Corporate Governance Report
32	Directors' Statement of Responsibility
32	Certificate of the Company Secretary
33	Independent Auditors' Report
34	Directors' and Audit Committee's Reports
36	Statements of Comprehensive Income
37	Statements of Financial Position
38	Statements of Changes in Equity
39	Statements of Cash Flow
40	Notes to the Annual Financial Statements
74	Notice of the Annual General Meeting
77	Shareholders' Diary
78	Contact Information
79	Proxy Form

## Facilitating our clients' growth



Caring for our clients

# Financial Overview

Revenue increased 22% to R1.576 billion

EBITDA increased 19% to R150.1 million

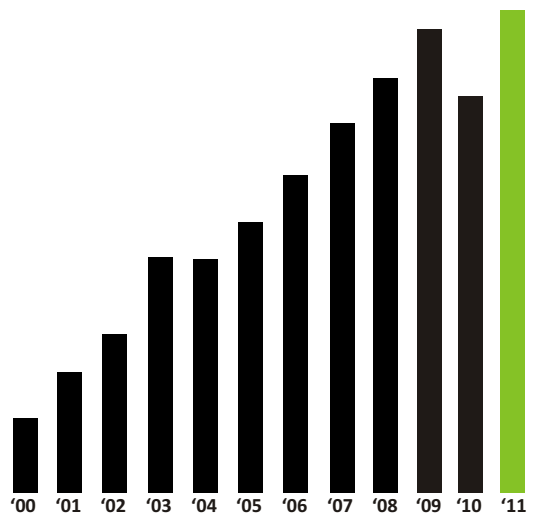
Basic earnings per share (EPS) increased 12% to 46.1 cents

Basic headline earnings per share (HEPS) increased 13% to 46.3 cents

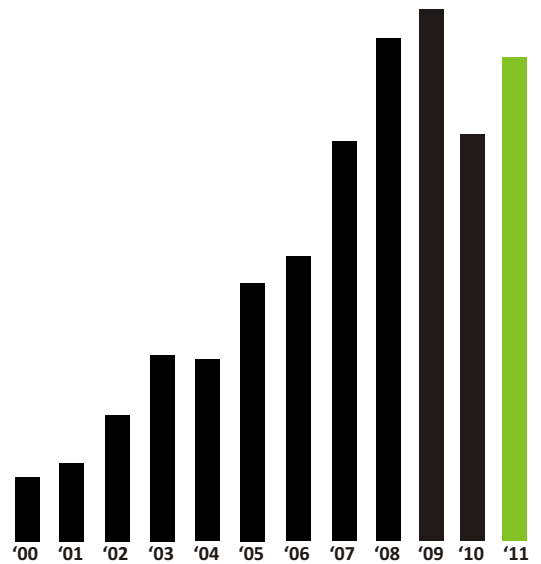
Cash on hand of R321.2 million, with no interest-bearing debt

Cash generated from operations of R163.1 million

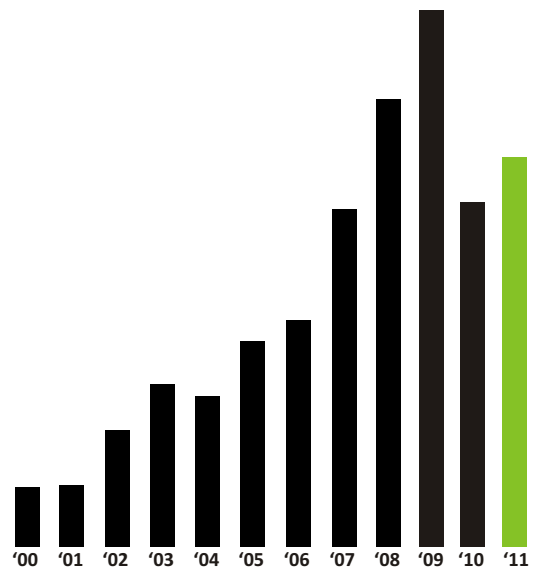
Tangible net asset value per share increased 10% from 186.9 to 205.4 cents per share



Revenue - R1.576 billion



EBITDA - R150.1 million



HEPS - 46.3 cents

