

Vision

Datacentrix intends to become the preferred ICT partner to the majority of South Africa's corporate and public sector organisations.



2	Financial Overview
3 - 7	Corporate Overview
8 - 9	Board of Directors and Executive Management
10 - 11	Chairman's Report
12 - 14	Chief Executive Officer's Report
15 - 23	Corporate Governance Report
24	Directors' Statement of Responsibility
24	Certificate of the Company Secretary
25	Independent Auditor's Report
26 - 27	Directors' and Audit Committee Report
28	Statements of Comprehensive Income
29	Statements of Financial Position
30	Statements of Changes in Equity
31	Statements of Cash Flows
32 - 63	Notes to the Annual Financial Statements
64 - 65	Notice of the Annual General Meeting
66	Shareholders' Diary
67 - 68	Proxy Form
Cover	Contact Information

**Revenue decreased
14.7% to R1.3 billion**

**EBITDA decreased
23.6% to R126.6 million**

**Basic earnings per share
(EPS) decreased 33.2%
to 41.1 cents**

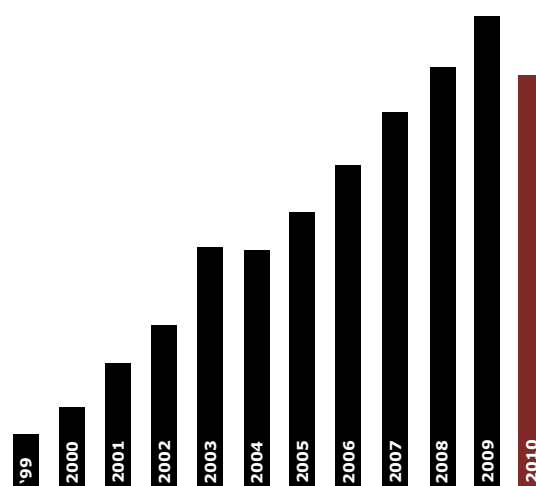
**Basic headline earnings
per share (HEPS) decreased
33.3% to 41.1 cents**

**Cash on hand of R284.8 million,
with no interest-bearing debt**

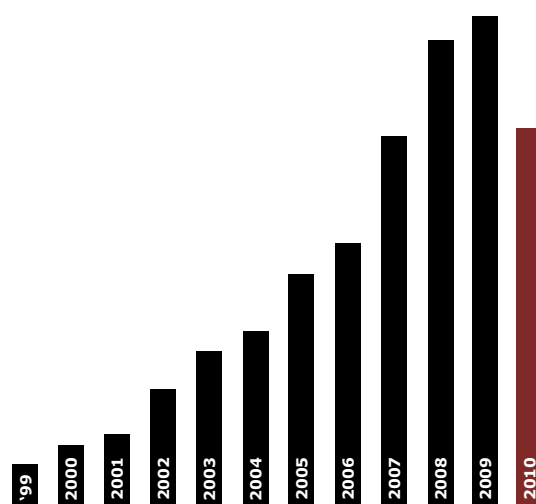
**Cash generated from
operations of R153 million**

**Final dividend declared of
16.6 cents per share, bringing
annual dividend to 30 cents
per share**

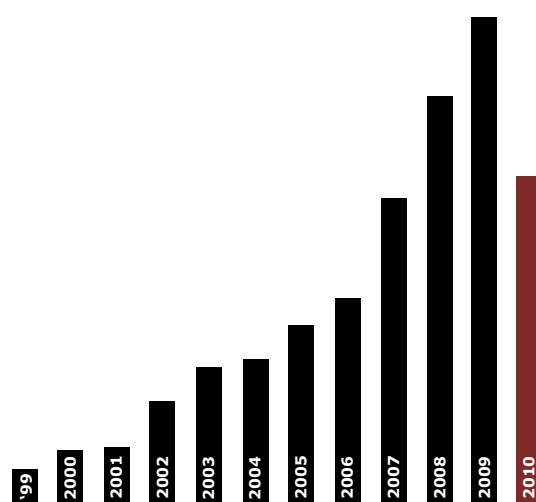
**Tangible net asset value
per share increased
6.6% from 175.4 to
186.9 cents per share**



Revenue - R1.3 billion



EBITDA - R126.6 million



HEPS - 41 cents