

Contents

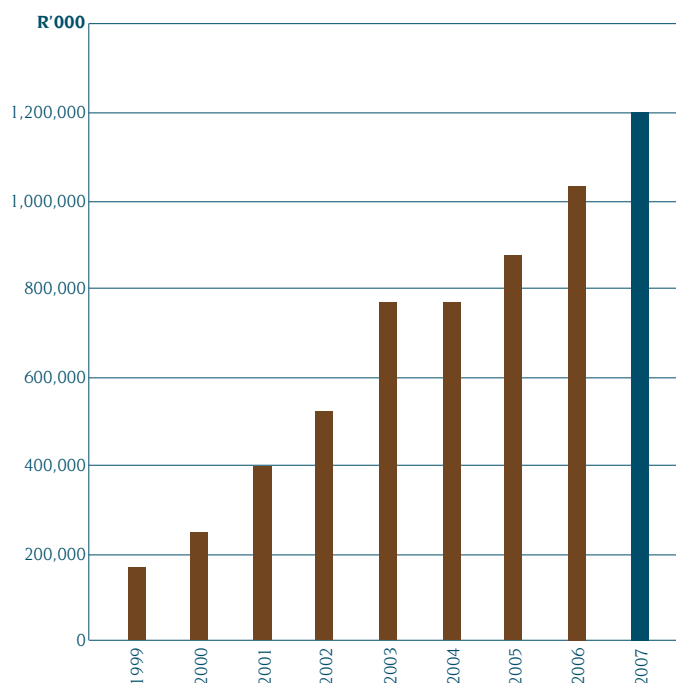
Financial Highlights	1
Five-Year Review	2
Corporate Profile	2 - 6
Group Focus	7
Board of Directors and Executive Management	8 - 9
Chairman's Report	10 - 11
CEO's Report	12 - 13
Corporate Governance Report	14 - 19

ANNUAL FINANCIAL STATEMENTS

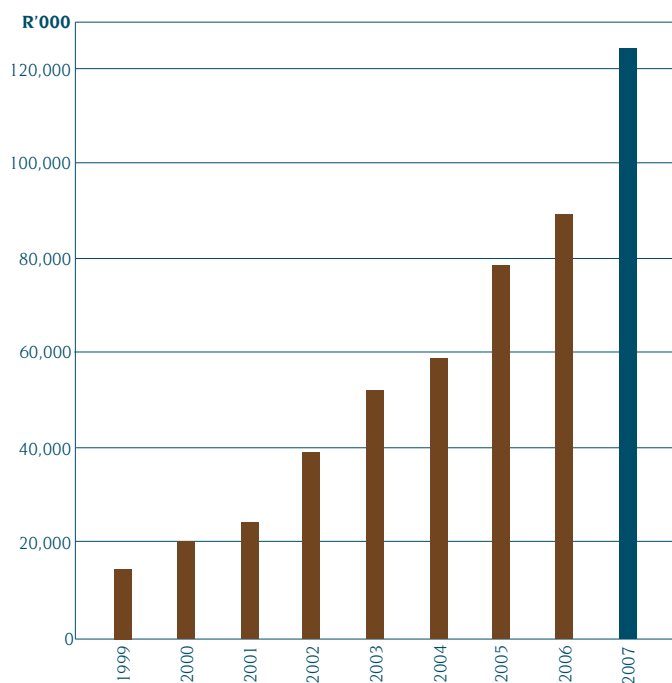
Directors' Statement of Responsibility	20
Certificate of the Company Secretary	20
Report of the Independent Auditors	21
Income Statements	22
Balance Sheets	23
Statements of Changes in Equity	24
Cash Flow Statements	25
Notes to the Cash Flow Statements	26 - 28
Notes to the Annual Financial Statements	29 - 53
Notice of the Annual General Meeting	54 - 55
Shareholders' Diary	56
Contact Information	IBC
Proxy Form	Insert

Financial Highlights

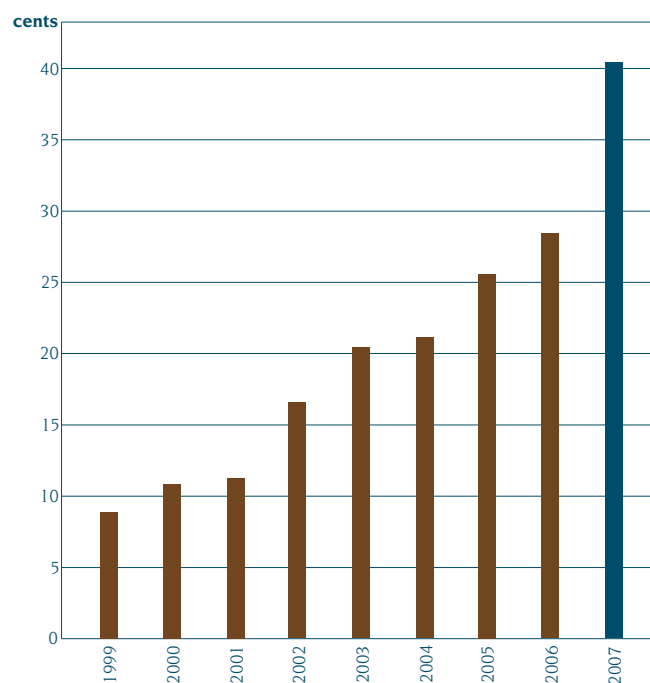
- ▶ **Revenue increased 16% to over R1.2 billion**
- ▶ **EBITDA increased 40% to R124.6 million**
- ▶ **Earnings per share (EPS) increased 57% to 40.0 cents**
- ▶ **Headline earnings per share (HEPS) increased 41% to 40.4 cents**
- ▶ **Cash on hand of R173.8 million**
- ▶ **Cash generated from operations of R129 million**
- ▶ **Final dividend declared of 13.2 cents per share, bringing annual dividend to 20.2 cents per share**



Revenue - R1.2 billion



EBITDA - R124.6 million



HEPS - 40.4 cents